

PACKING GUIDE

FOR FASHION APPAREL



FASHION APPAREL

The packaging requirement for clothing can vary significantly depending upon the type of item being shipped.

Whilst a regular t-shirt may not require much protection, a couture dress will need to be specially packed and handled.

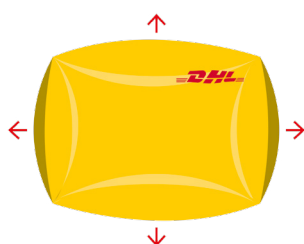


FLYER STRENGTHS

DHL recommends the use of our specially designed DHL Flyer Bag for low value clothing items. If you wish to use your own plastic flyer bag, it is essential that it is capable of protecting your goods during transit.

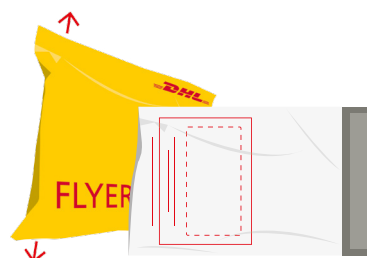
The two most important considerations when selecting a flyer are tensile and seam strengths. Both are explained below.

Tensile Strength



The DHL Flyer Bag will stretch 350mm before complete failure

Seam Strength



The DHL Flyer Bag seam and the glue that holds it is even stronger than the bag itself to avoid accidental opening

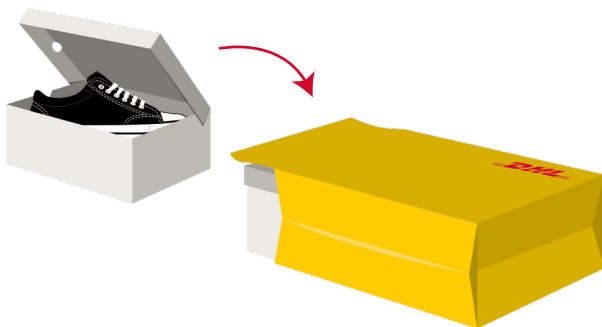
Shoes

Shoe boxes are not strong enough to adequately protect shoes in an Express network so they must be overpacked prior to dispatch. There are two options to consider depending upon the weight and order value.

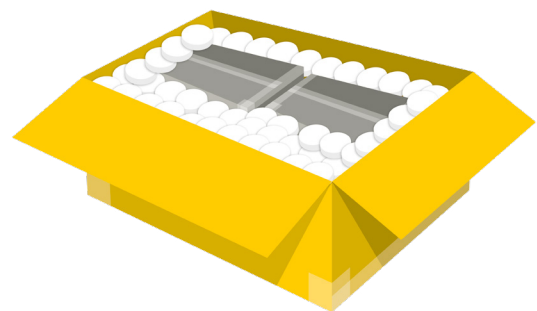


Low value single piece under 3kg

High value or multiple piece over 3kg



- Insert closed shoe box into a large DHL Flyer Bag.
- Seal Flyer Bag and fold over any excess material.
- Tape down excess and apply transport label so it is clearly visible.



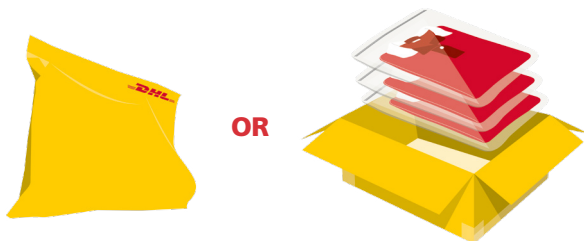
- Follow our basic packing instructions and place shipping items into an outer box.
- Fill any void space and secure flaps with H-taping method.
- Apply transport label so it is clearly visible.

Preferred method for retail-ready needs

CLOTHING



Non-Fragile Clothing



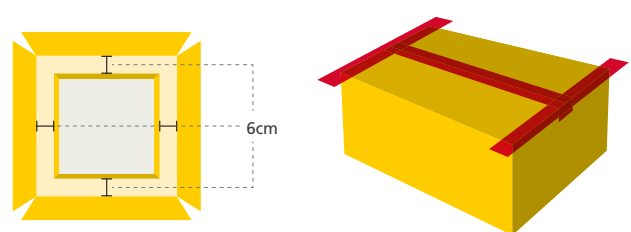
Non-fragile clothing items can be shipped in a sealed plastic flyer bag or single wall cardboard box. We recommend following the guidelines in the An Essential Packing Guide for Express Shipments.

Each piece of clothing should be separated from one another inside the box or flyer bag to avoid damage whilst in transit.

It is highly recommended to use the right size box for clothing items as void space may collapse during transportation.

- Wrap items individually with small cell bubble wrap or kraft paper before placing into outer box or DHL Flyer Bag.
- If using a DHL Flyer Bag, fold and tape down any excess.
- Apply transport label so it is clearly visible.

Fragile Clothing



Fragile clothing items should be individually packed within a dual-wall box, unless shipped in a specialist box of your own choosing.

Please note DHL cannot guarantee the orientation of boxes during transport. As result, we do not recommend the use of orientation-dependent packaging such as wardrobe boxes for shipping fragile clothing.

It is critical to ensure that void space is adequately filled so items remain stable during transit.

- Wrap and transport items individually with small cell bubble wrap before placing into dual-wall box.
- Ensure shipping item has 6cm of separation from the box walls.
- Secure flaps with H-taping method.
- Apply transport and fragile contents label so it is clearly visible.